


# R-SCAN Website Introduction: Using the Web Portal and Spreadsheet Upload

Get started at: [www.rscan.org](http://www.rscan.org)

## Navigating the Public Website Section

The R-SCAN website has both **public** and **password-protected** sections. Following is information about what to review in the **public section** to help you get started.

1. Check out the **How-to Guide** for step-by-step description of engaging in an R-SCAN collaboration.
2. Click **Topics** to access the list of R-SCAN Choosing Wisely® topics.
3. See the **R-SCAN Results** page to learn about the success of practices that have completed R-SCAN collaborations.
4. Select the **Resources** to access educational materials to include General Resources about practice transformation or “Topic-Specific Resources” for each of the R-SCAN Choosing Wisely topics and information about case data entry and review options

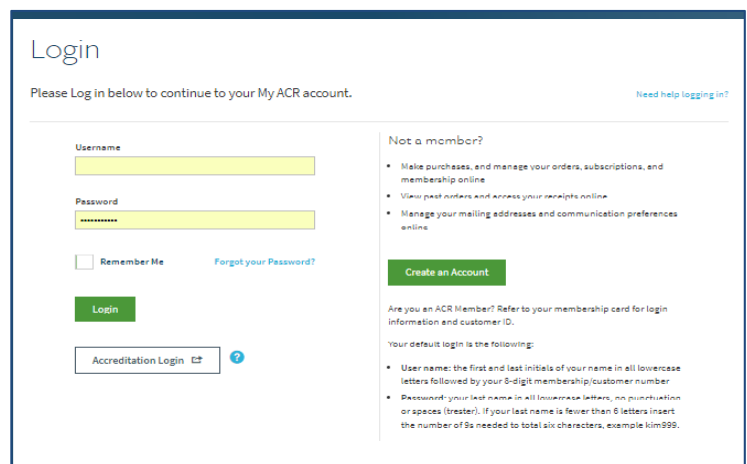


## Navigating the Password-Protected Workspace

The **password-protected** website workspace provides registration access for an R-SCAN project. Participants with CareSelect imaging/ACR Select clinical decision support (CDS) platform, also can view their CDS Data Reports. Following is information about navigating the workspace. An ACR login is required to access and can be [created for free](#).

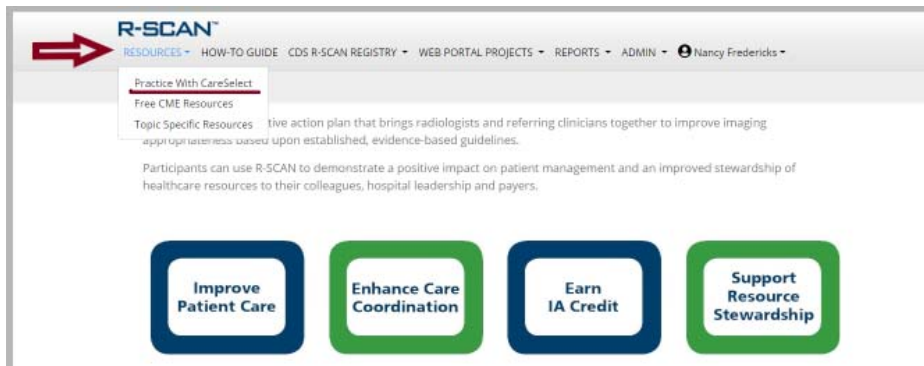
1. **Login to the Workspace:** From the R-SCAN home page, click “Start Your Project” or “Log in to Workspace.”

Next, log in to the password-protected Workspace using your ACR username and password.



2. **Practice with CareSelect:** Test out the clinical decision support tool and see how it supports creating retrospective case review reports.

- From the “Resources” menu, select “Practice with CareSelect” to access the case review tool.



- Review instructions for entering data.

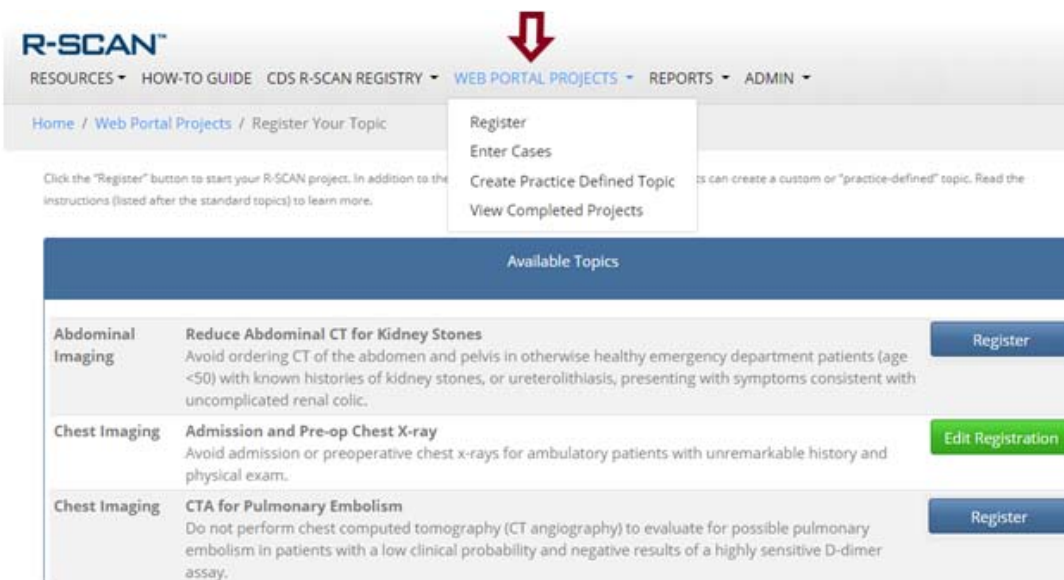
Select the Enter Data button to begin practicing with the trial clinical decision support tool. When finished, click My Report to view a report example. After submitted, the report count will update automatically.



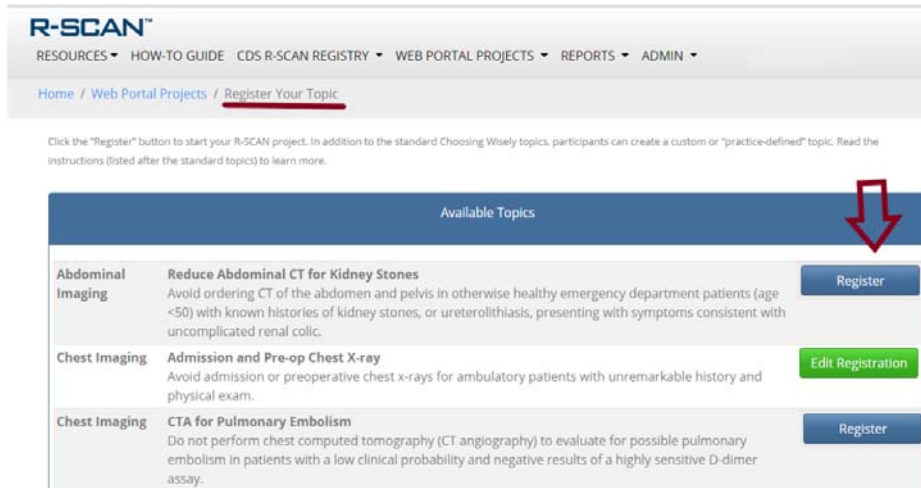
Download Instructions



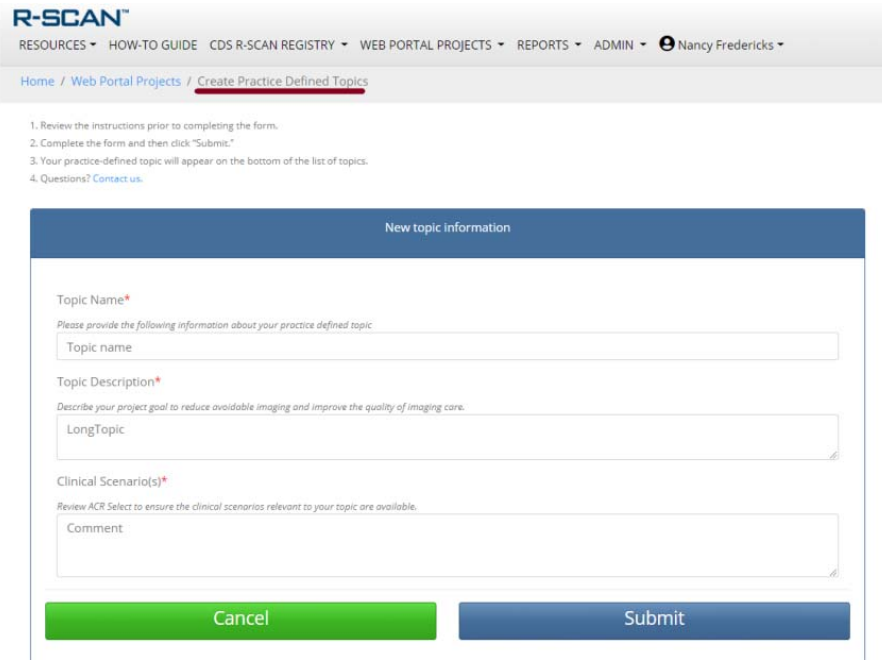
3. **Conduct a Web Portal Project:** From Web Portal Projects menu, you can 1. Register a project, 2. Enter case data, 3. Create a practice-defined topic, or 4. View your completed projects.



4. Register a Project: Click the “Register” button next to your topic and follow the registration directions.



5. Create a Practice-defined Topic: R-SCAN participants can create their own R-SCAN topic. See [instructions](#) for more information.



6. Enter Cases and Review Reports:

In a clinical setting, CareSelect is used to support ordering the most appropriate imaging exam. In R-SCAN, CareSelect is used to rate the value of cases ordered retrospectively at baseline and after an educational collaboration. The case data you enter resides in the R-SCAN database and can be viewed only by the clinicians who have agreed to participate in a specific R-SCAN project.

Upon registering an R-SCAN Choosing Wisely topic, select “Enter Cases” in the sub-menu to access your registration. Note the suggested clinical indication information to use when entering data.

From the “Action” menu, select “Enter baseline” to begin using CareSelect to rate your baseline cases. Instructions for entering data are also available on this page.

**R-SCAN™**  
 RESOURCES ▾ HOW-TO GUIDE CDS R-SCAN REGISTRY ▾ WEB PORTAL PROJECTS ▾ REPORTS ▾ ADMIN ▾

Home / Web Portal Projects / Enter Cases

Register  
 Enter Cases ←  
 Create Practice Defined Topic  
 View Completed Projects

+ Register new topic

Speciality	Topic	Progress	Project	Radiology Practice	Referring Clinician Practice	Reports	Action
Chest Imaging	CTA for Pulmonary Embolism Do not perform chest computed tomography (CT angiography) to evaluate for possible pulmonary embolism in patients with a low clinical probability and negative results of a highly sensitive D-dimer assay.	BSL BSLC PST PSTC PC	1	Portland Radiology	American College of Clinicians	No data	Enter baseline

Instructions for Entering Case Data

Download Instructions ←

Educational Resources

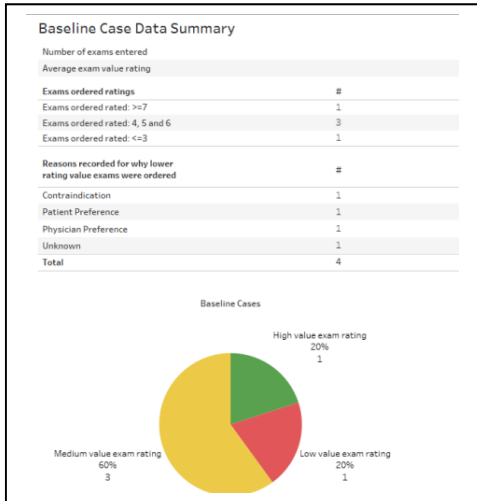
All Educational Resources CME Educational Resources

Upon entering data, select “My Report” to view a case list and data summary of the cases you have entered. Select “Summary” to view a complete report if multiple persons are entering data for the same practice and Choosing Wisely topic. If an error is made when entering data, select “Delete Cases” to view a page with a delete cases function.

Enter Cases

+ Register new topic

Speciality	Topic	Progress	Project	Radiology Practice	Referring Clinician Practice	Reports	Action
Chest Imaging	CTA for Pulmonary Embolism Do not perform chest computed tomography (CT angiography) to evaluate for possible pulmonary embolism in patients with a low clinical probability and negative results of a highly sensitive D-dimer assay.	BSL BSLC PST PSTC PC	1	Portland Radiology	American College of Clinicians		MyReport[4] Summary[4] Delete Cases



### Delete My Cases

DSN	Age	Gender	Modality	Clinical Indication	Exam	Rating	Reason for Proceeding	Comments	Creation Date	Case Type	Action
4223511	75	Male	CT	Chest pain, acute, pulmonary embolism suspected, intermed prob, negative D-dimer	CT CHEST W CONTRAST	3	Unknown	NA	03/08/2019	BSL	Delete
4223488	55	Male	CTA	Shortness of breath (SOB)/dyspnea, acute, pulmonary embolism suspected, low pretest prob	CTA CHEST	5	Physician Preference	NA	03/08/2019	BSL	Delete

## 7. View Project Completion Reports:

R-SCAN

RESOURCES • HOW-TO GUIDE • CDS R-SCAN REGISTRY • WEB PORTAL PROJECTS • REPORTS • ADMIN

Home / WEB PORTAL PROJECTS / View Completed Projects

- Register
- Enter Cases
- Create Practice Defined Topic
- View Completed Projects

Topic	Project	Radiology Practice	Referring Practice	Creator	Created	Updated	Lead (R)	Lead (C)	Status
Abdominal Imaging - Reduce Abdominal CT for Kidney Stones	2	Fern's new referring test site	Zach's Test Site	Chen, Peter	26-Jul-18	27-Jul-18	Babu, Uimesh	Chen, Peter	<a href="#">View</a>
Neuroimaging - Advanced Imaging for Pediatric Febrile Seizures	1	Team 1	Team 2	Malik, Ehsan	17-Jan-18	17-Jan-18	Chen, Peter	Sallimu, Zekerula	<a href="#">View</a>
Abdominal Imaging - Reduce Abdominal CT for Kidney Stones	1	Heart of Gold	Zach Radiology Site 3	prasad, Prasanth	23-Aug-17	17-Jan-18	Adams, Douglas	prasad, Prasanth	<a href="#">View</a>
Genitourinary Imaging - Adnexal Cyst Follow up	1	Medysis Test Data	N/A	Fredericks, Nancy	14-Aug-17	03-Nov-17	Fredericks, Nancy	N/A	<a href="#">View</a>
Genitourinary Imaging - Adnexal Cyst Follow up	1	Spreadsheet test rad practice	N/A	Dent, Arthur	31-Oct-17	31-Oct-17	LeadRad, Upload	N/A	<a href="#">View</a>
Neuroimaging - CT for Uncomplicated Rhinosinusitis	1	Portland Radiology	Salem Primary Care	Fredericks, Nancy	21-Aug-17	19-Sep-17	Jones, Paul	Jones, Helen	<a href="#">View</a>
Abdominal Imaging - Reduce Abdominal CT for Kidney Stones	1	Zach Radiology Site 3	Zach's Referring Practice	Smith, Zach	23-Aug-17	23-Aug-17	Smith, Zach	Smith, Yvonne	<a href="#">View</a>

## 8. Access Educational Resources:

The ACR offers a collection of educational resources for each of the R-SCAN Choosing Wisely topics, some of which offer free CME. To access, click "Topic-Specific Resources" and select the R-SCAN topic of interest. The resource collections are continuously being updated, so check back for new offerings.

R-SCAN

RESOURCES • HOW-TO GUIDE • CDS R-SCAN REGISTRY • WEB PORTAL PROJECTS • REPORTS • ADMIN

- Practice With CareSelect
- Topic Specific Resources

This action plan that brings radiologists and referring clinicians together to improve imaging upon established, evidence-based guidelines.

Participants can use R-SCAN to demonstrate a positive impact on patient management and an improved stewardship of healthcare resources to their colleagues, hospital leadership and payers.

**Improve Patient Care**

**Enhance Care Coordination**

**Earn IA Credit**

**Support Resource Stewardship**

### Two R-SCAN Participation Options

#### CDS R-SCAN Registry Participation

The CDS R-SCAN Registry, now in pilot phase, is one of seven registries under the American College of Radiology's National Radiology Data Registry (NRDR). Currently, participation is available for facilities that have the CareSelect™ Imaging/CareSelect clinical decision support (CDS) platform.

Select "CDS R-SCAN Registry" to get started or [Learn More >>](#)

## **9. Spreadsheet Option**

Practices also can complete case reviews using an Excel template that collects the same information as the CareSelect portal.

Upon completion of the case review, the ACR staff uploads the data into the R-SCAN database to create reports. [See more information here](#)

## **10. Questions?**

The R-SCAN team would be pleased to set up a demonstration and to help you get your project off the ground. Contact us: [rscaninfo@acr.org](mailto:rscaninfo@acr.org)