

R-SCAN Website Introduction: Using the Web Portal and Spreadsheet Upload

Get started at: www.rscan.org

Navigating the Public Website Section

The R-SCAN website has both **public** and **password-protected** sections. Following is information about what to review in the **public section** to help you get started.

1. Check out the **How-to Guide** for step-by-step description of engaging in an R-SCAN collaboration.
2. Click **CW Topics** to access the list of R-SCAN Choosing Wisely® topics.
3. See the **R-SCAN Results** page to learn about the success of practices that have completed R-SCAN collaborations.
4. Select the **Resources** to access educational materials including General Resources about practice transformation, Topic-Specific Resources for each of the R-SCAN Choosing Wisely topics or information about case data entry and review options

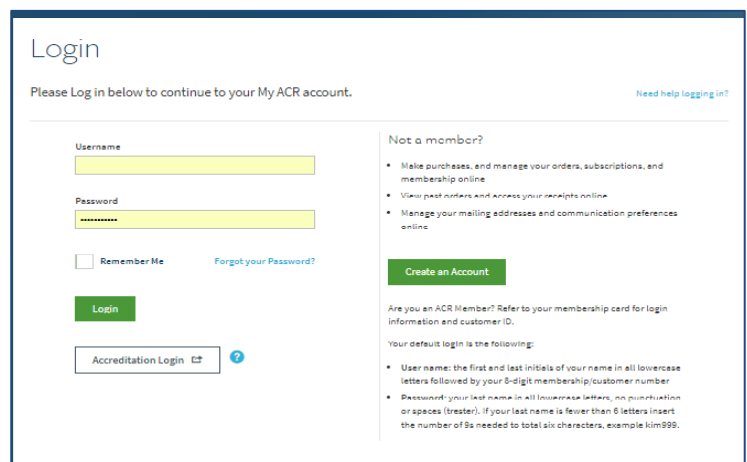


Navigating the Password-Protected Workspace

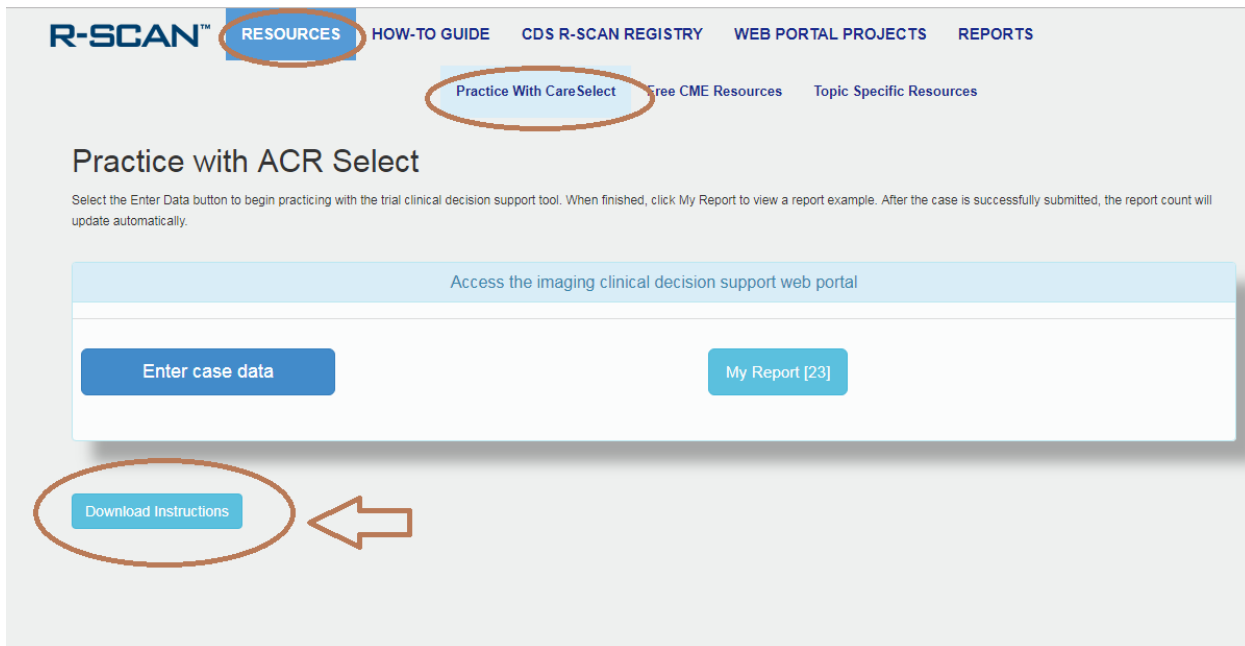
The **password-protected** website workspace provides registration access for an R-SCAN project. Participants with CareSelect® imaging/ACR Select clinical decision support (CDS) platform can also view their CDS Data Reports. Following is information about navigating the workspace. An ACR login is required to access and can be [created for free](#).

1. **Login to the Workspace:** From the R-SCAN home page, click “Start Your Project” or “Log into Workspace.”

Next, log in to the password-protected workspace using your ACR username and password.



2. **Practice with CareSelect:** See how retrospective case data are entered into R-SCAN. Click the “Practice with CareSelect” button to access the Web portal case review tool. Review instructions for navigating the CareSelect Web portal.



3. **Conduct a Web Portal Project:** Click “Web Portal Projects” to 1. Register a project, 2. Enter case data, 3. Create a practice-defined topic, or 4. View your completed projects.



4. Register a Project: Select “Register” in the sub-menu and click the “Register” button next to your topic and follow the registration directions.

R-SCAN™ RESOURCES HOW-TO GUIDE CDS R-SCAN REGISTRY **WEB PORTAL PROJECTS** REPORTS

Register Enter Cases Create Practice-defined Topic View Completed Projects

Register Your Topic

Click the "Register" button to start your R-SCAN project. In addition to the standard Choosing Wisely topics, participants can create a custom or "practice-defined" topic. Read the instructions (listed after the standard topics) to learn more.

Available Topics

Abdominal Imaging	Reduce Abdominal CT for Kidney Stones Avoid ordering CT of the abdomen and pelvis in otherwise healthy emergency department patients (age <50) with known histories of kidney stones, or ureterolithiasis, presenting with symptoms consistent with uncomplicated renal colic.	Register
Cardiac Imaging	CTA for Asymptomatic Patient at Low Risk for Coronary Artery Disease Don't routinely order coronary computed tomography angiography for screening asymptomatic individuals.	Register

5. **Create a Practice-Defined Topic:** R-SCAN participants can create their own R-SCAN topic. See [instructions](#) for more information.

R-SCAN™ RESOURCES HOW-TO GUIDE CDS R-SCAN REGISTRY **WEB PORTAL PROJECTS** REPORTS

Register Enter Cases **Create Practice-defined Topic** View Completed Projects

Add New Topic

1. Review the instructions prior to completing the form.
2. Complete the form and then click "Submit."
3. Your practice-defined topic will appear on the bottom of the list of topics.
4. Questions? [Contact us.](#)

New topic information

Topic Name*
Please provide the following information about your practice defined topic

Topic Description*
Describe your project goal to reduce avoidable imaging and improve the quality of imaging care.

Clinical Scenario(s)*
Review ACR Select to ensure the clinical scenarios relevant to your topic are available.

Cancel Submit

6. Enter Cases and Review Reports:

In a clinical setting, CareSelect is used to support ordering the most appropriate imaging exam. In R-SCAN, CareSelect is used to rate the value of cases ordered retrospectively at baseline and after an educational collaboration. The case data you enter resides in the R-SCAN database and can be viewed only by the clinicians who have agreed to participate in a specific R-SCAN project.

Upon registering an R-SCAN Choosing Wisely topic, select “Enter Cases” in the sub-menu to access your registration. Review the pathway for entering data and click the “Enter baseline data” button to begin using CareSelect to rate your baseline cases. Follow steps 1 – 5 to complete your project.

R-SCAN™ RESOURCES HOW-TO GUIDE CDS R-SCAN REGISTRY **WEB PORTAL PROJECTS** REPORTS

Register Enter Cases Create Practice-defined Topic View Completed Projects

Enter Cases

Registered topics appear below.

Registered Topics [+ Register new topic](#)

Speciality	Topic	Project	Referring Practice	Status	Reports
Chest Imaging	Admission and Pre-op Chest X-ray <i>Avoid admission or preoperative chest x-rays for ambulatory patients with unremarkable history and physical exam.</i>	2		<i>Not started</i>	No data

ACR Select “pathway” to select clinical scenario and imaging exam: Select Modality Mode, XRAY, Chest, and search for “admit”

- Enter baseline data
- Complete baseline data
- Enter post-education data
- Complete post-education data
- Complete project

Upon entering data, select “My Report” to view a case list and data summary of the cases you have entered. Select “Summary” to view a complete report if multiple persons are entering data for the same practice and Choosing Wisely topic.

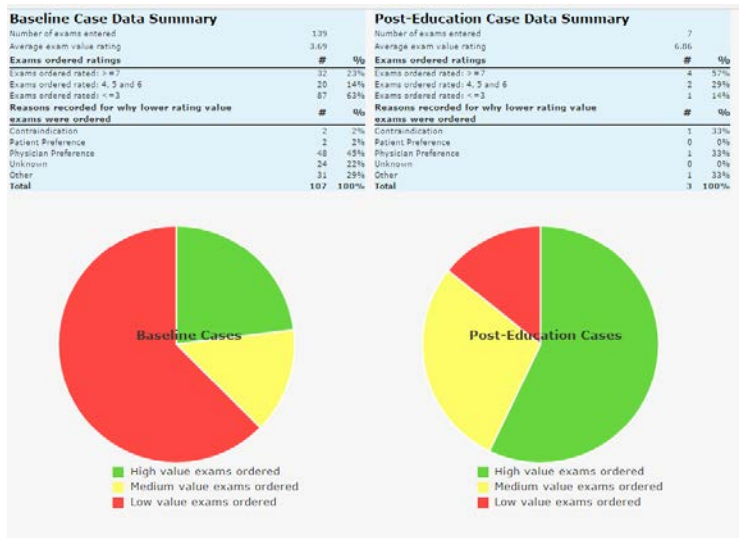
Musculoskeletal Imaging **Advanced Imaging for Low Back Pain** *In progress* [My Report \[4\]](#) [Summary \[4\]](#)

Don't perform advanced imaging (eg, MRI) of the spine within the first six weeks in patients with non-specific acute low back pain in the absence of red flags.

Select Indication Mode, Spine, and search for “low back”

- Enter baseline data
- Complete baseline data
- Enter post-education data
- Complete post-education data
- Complete project

Report example below:



Spreadsheet Upload Option

Practices also can complete case reviews using an Excel template that collects the same information as the CareSelect portal.

Upon completion of the case review, the ACR staff uploads the data into the R-SCAN database to create reports.

[See more information here.](#)

7. View Project Completion Reports

R-SCAN™ RESOURCES HOW-TO GUIDE CDS R-SCAN REGISTRY WEB PORTAL PROJECTS REPORTS									
		Register	Enter Cases	Create Practice-defined Topic	View Completed Projects				
Completed Projects									
Topic	Project	Radiology Practice	Referring Practice	Creator	Created	Updated	Lead (R)	Lead (C)	Status
Neuroimaging - Imaging for Uncomplicated Headache	1	Test			01-Aug-18	06-Nov-18		➔	View
Practice-defined Topic - TI-RADS Groupwide Implementation	1	Test			23-Aug-18	01-Nov-18		➔	View

8. Access Free CME

The ACR offers a collection of educational resources about general practice transformation and resources pertaining to each of the R-SCAN Choosing Wisely topics.

Click “Free CME Resources” for easy access to R-SCAN resources for which free CME are available. The resource collections are continuously being updated, so check back for new offerings.

R-SCAN™ RESOURCES HOW-TO GUIDE CDS R-SCAN REGISTRY WEB PORTAL PROJECTS REPORTS				
		Practice With CareSelect	Free CME Resources	Topic Specific Resources
Free CME Resources				
All R-SCAN related resources offering CME are described below. Click here to check out more general and topic specific R-SCAN resources.				
General Resources				
These resources provide examples of how practices are addressing the the Medicare Access and CHIP Reauthorization Act (MACRA) legislation and will guide you in transforming your practice.				
Webinar: A Post-SGR Guide to New Value-based and Quality-based Reimbursement Models		AMA STEPS Forward Module: Creating strong te culture		
AMA STEPS Forward Module: Implementing imaging clinical decision support to optimize of imaging exams		ACP Interactive Case Activity: Learn how to eliminate unnecessary health care costs and improve patient outcomes		
AMA STEPS Forward Module: Preparing your practice for change and creating the optimal practice environment				
R-SCAN Imaging Order Simulation Activity				
Review the latest image ordering recommendations and test your knowledge about ordering high-value imaging exams using clinical decision support technology.				
Start testing your knowledge and trying out clinical decision support				
R-SCAN Podcast Series				
Listen to conversations about the latest image ordering recommendations on the go or in your office with podcasts hosted by a radiologist and a referring clinician. The series covers each of the R-SCAN Choosing Wisely topics.				